

Model variations



G Grade Premium



2.8-liter 4x4 model



Leather with Perforation (Black)

G Grade



2.8-liter 4x4 model



Fabric (Black)

Fabric (Bronze)

E Grade



2.4-liter 4x4 model



Fabric (Black)

Fabric (Bronze)

E Grade



2.5-liter 4x2 model



Fabric (Black)

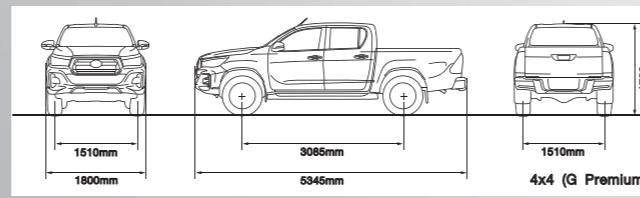
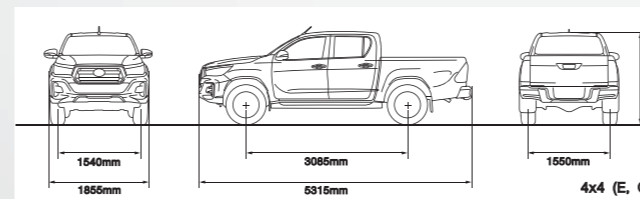
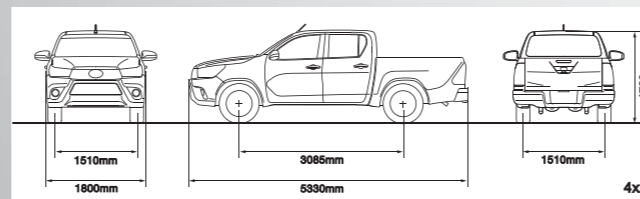
Fabric (Bronze)

Exterior Colors




Specifications may vary from model(s) shown. Please contact the official dealer for more information.

		E Grade (H)	E Grade (H)	G Grade (H)	G Grade Premium (H)
		4x2 Model		4x4 Model	
DIMENSIONS & WEIGHT					
OVERALL	L x W x H mm	5,330 x 1,800 x 1,700		5,315 x 1,855 x 1,815	5,345 x 1,800 x 1,700
WHEELBASE	mm		3,085		
TREAD	FRONT / REAR mm	1,510 / 1,510		1,540 / 1,550	
MINIMUM GROUND CLEARANCE (RUNNING)	mm	190		310	
MINIMUM TURNING RADIUS (TIRE)	m	5.9		6.4	
CURB WEIGHT	TOTAL kg	1,800-1,865	2,020-2,115		2,055-2,095
DECK SIZE	L x W x H mm		1,525 x 1,540 x 480		
ENGINE					
ENGINE MODEL		2KD-FTV (2.5-liter Turbo Diesel)	2GD-FTV (2.4-liter VN Turbo Diesel with Inter Cooler)	1GD-FTV (2.8-liter VN Turbo Diesel with Inter Cooler)	
ENGINE TYPE			4 Cylinders, In-line Type 16-valve DOHC		
DISPLACEMENT	cm ³	2,494	2,383	2,755	
BORE x STROKE	mm	92.0 x 93.8	92.0 x 90.0	92.0 x 103.6	
COMPRESSION RATIO		18.5		15.6	
MAXIMUM OUTPUT	kW (Ps) / rpm	75 (102) / 3,600	110 (150) / 3,400	130 (177) / 3,400	
MAXIMUM TORQUE	Nm/rpm	200 / 1,200-3,400	400 / 1,600-2,000	450 / 1,600-2,400	
FUEL SYSTEM			Fuel Injection with Common Rail		
FUEL TYPE			Diesel		
FUEL TANK CAPACITY			80 Liters		
CHASSIS					
TRANSMISSION TYPE		5-speed Manual Transmission	6-speed Manual Transmission	6-speed Automatic Transmission	
SUSPENSION	FRONT / REAR	FRONT / REAR	Double Wishbone / Leaf Spring Rigid Axle		
BRAKE TYPE	FRONT / REAR		Ventilated Disc / Leading Trailing Drum Brake		
TIRE		215 / 65R16C	265 / 65R17	265 / 60R18	
WHEEL		Alloy Wheel 16x6J	Alloy Wheel 17x7 1/2J	Premium Alloy Wheel 18x7 1/2J	
STEERING			Hydraulic Power Steering (Rack & Pinion)		
STANDARD EQUIPMENT					
EXTERIOR					
HEADLAMP			2-bulb Halogen	LED	
FRONT FOG LAMP					● (LED)
RADIATOR GRILLE		Chrome		MLM (Paint)	
WINDSHIELD WIPER			Intermittent (Time Adjustable + Mist)		
OUTSIDE REARVIEW MIRROR			Chrome (Electric Remote + Retractable)		
MUDGUARD			● (Front & Rear)		
BUMPER	FRONT / REAR	Paint Color	Steel Step Chrome	Paint Color Wide	Premium (Paint Color Wide with Skid) / Steel Step Chrome with Skid
INTERIOR					
STEERING WHEEL	MATERIAL / SWITCH / COLUMN		Leather / Audio & Tel & Voice Recognition + Multi-information Display	Leather (Premium)	
SHIFT LEVER & KNOB			Tilt & Telescopic Manual Lock	Tilt & Telescopic Electric Lock	
ECO DRIVE MODE SWITCH			Leather + Silver Ornament	Leather + Black Ornament	
4WD LEVER KNOB SWITCH				● (ECO + POWER)	
CRUISE CONTROL				Switch (2WD-4WD)	
SPEEDOMETER			Optitron	Optitron (Premium)	
MULTI-INFORMATION DISPLAY				● (Color TFT)	
ECONOMY METER				● (Eco Lamp + Zone Display)	
SEAT	FRONT SEAT / REAR SEAT / SEAT MATERIAL		Separate-type / 60:40 Separate Tip Up	Separate-type (Driver Seat: Power)	
REAR ARMREST			● (with Cup Holder)		
AUDIO SYSTEM		AM / FM / CD / BT / AUX / USB	Display Audio (DA) + AM / FM / BT / AUX / USB	Display Audio (DA) + AM / FM / DVD / BT / AUX / USB	
SPEAKERS SYSTEM		6 Speakers	4 Speakers	6 Speakers	
AIR CONDITIONER		Manual		Auto + Rear Air Conditioner Vents	
PUSH START SYSTEM			● (with Panic Switch)	● (Smart Entry System)	
WIRELESS DOOR LOCK				Auto Up-Down Jam Protection Function	
POWER WINDOW		Auto Up-Down Jam Protection Function (Driver Side Only)		Auto Up-Down Jam Protection Function	
UPPER BOX / ACCESSORY CONNECTOR			●	DC 12V x 2	● (with HILUX Logo)
SAFETY SYSTEM					
SRS AIRBAGS		Driver + Passenger, Driver's Knee		Driver + Passenger, Driver's Knee, Side, Curtain-shield	
ANTI-LOCK BRAKING SYSTEM (ABS)				●	
VEHICLE STABILITY CONTROL (VSC) / TRAILER SWAY CONTROL (TSC) / HILL-START ASSIST CONTROL (HAC) / DOWNHILL ASSIST CONTROL (DAC)				● (without DAC)	● (with DAC)
EMERGENCY BRAKE SIGNAL				●	
HIGH-MOUNT STOP LAMP				● (LED)	
CHILD RESTRAINT SYSTEM					
SEATBELT	FRONT / REAR		3-point ELR x 2 (Pretensioner and Force Limiter for Driver and Passenger)	3-point ELR x 3	



OFFICIAL DEALER



Specifications may vary from model(s) shown. Please contact the official dealer for more information.

www.toyota-myanmar.com



TOYOTA MOTOR ASIA PACIFIC PTE LTD

1710/TC/Printed in MM/No.LAO/1,000

New You. New Success.

HILUX REVO

DOUBLE CAB



Premium G Grade With Outstanding Performance and Design



High quality, refined G Grade Premium comes with exclusive exterior features, including the bold front upper and lower grille design. Abundant equipment are available, complementing Hilux's tough and sporty image.



Rear Design

The black deck bar and bed liner help enhance the looks and functionality of the cargo bed.



Wheels

Exclusive, shiny alloy wheels are available, enhancing the high-quality looks from the ground up.



Fog Lamps

LED fog lamps are adopted.



G Grade Premium (Leather seat)

Interior Design

The cabin has adopted exclusive black metallic decoration in multiple areas, and perforated leather seats are adopted.



Shift Knob

Exclusive black decoration to match the interior color is adopted.



Meters

Exclusive white illumination is adopted, to enhance visibility while giving a fine quality appearance.

Performance Exceptional Power, Outstanding Performance



Turbo diesel engines feature direct fuel injection by common rail into the cylinders. This precisely controls the air-fuel ratio, contributing to the excellent response and fuel efficiency.

1GD-FTV

2.8-liter VN Turbo Diesel with Inter Cooler
130 kW (177 PS) / 3400 rpm
450 Nm / 1600-2400 rpm (4x4 G Grade only)

2GD-FTV

2.4-liter VN Turbo Diesel with Inter Cooler
110 kW (150 PS) / 3400 rpm
400 Nm / 1600-2000 rpm (4x4)

2KD-FTV

2.5-liter Turbo Diesel
75 kW (102 PS) / 3600 rpm
200 Nm / 1200-3400 rpm (4x2)




Frame with Integrated Rigidity Mechanism

The frame is designed in order to achieve maximum frame rigidity and strength. This also results in good handling stability even at high speeds, ride comfort, noise and vibration performance and collision strength.



Dynamic Control Suspension (DCS)

Equipped with the latest DCS, the HILUX REVO was test-driven on many types of road surfaces so it performs well both on and off road while offering superior ride comfort.



Part-time Transfer Switch

Highlighting driver-friendly operation, you can switch between 2WD and 4WD by simply turning the dial switch, even while moving.



6-speed Automatic Transmission

Delivers exceptional performance with great ride comfort and fuel economy in all driving conditions.



Drive Mode Switch

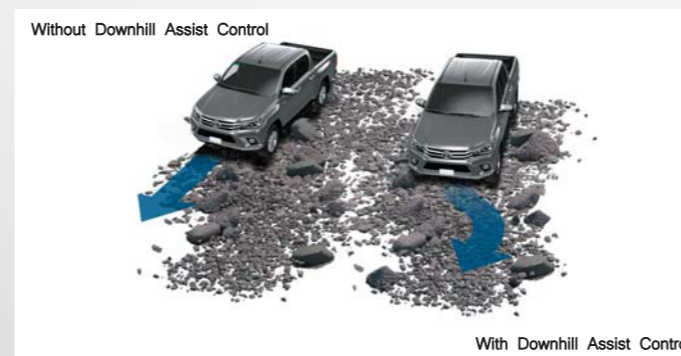
Allows the driver to select ECO mode for optimum economy or POWER mode for enhanced acceleration. *4x4 model only



With Hill-start Assist Control

Hill-start Assist Control (HAC)

Helps to prevent the vehicle from rolling backward when starting on a steep or slippery incline. *4x4 model only

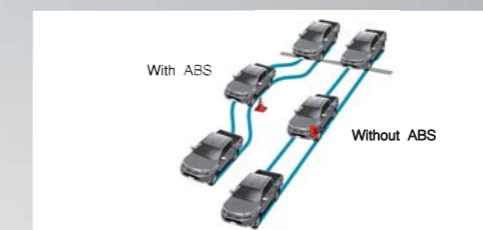


With Downhill Assist Control

Downhill Assist Control (DAC)

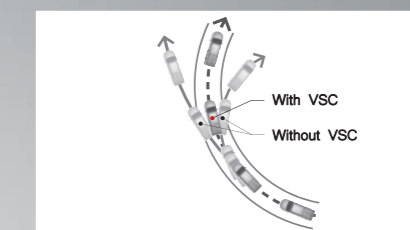
Helps to maintain low vehicle speed while driving down steep, slippery or dumpy inclines, enabling the driver to concentrate on steering. *G Grade Premium only

Safety World-Class Safety Technology for Maximum Peace of Mind



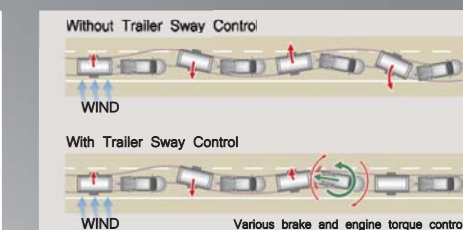
Anti-lock Braking System (ABS)

ABS helps to prevent the wheels from locking up when braking on slippery roads, or during sudden braking.



Vehicle Stability Control (VSC)

Helps prevent front or rear wheel slip while cornering by reducing engine power and applying brake force to the wheels that require it. *4x4 model only



Trailer Sway Control

When towing a trailer, the system detects trailer sway and helps to suppress it by controlling braking and engine output. *4x4 model only



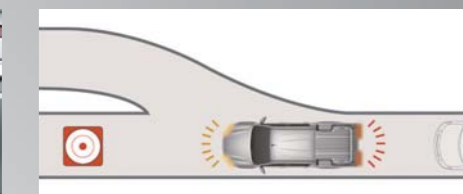
Headlamps

LED projector headlamps with the Auto Leveling System generate a bright light for excellent visibility at night, while reducing power consumption. *G Grade only



Rear Combination Lamps

Enhance visibility from a distance.



Emergency Brake Signal

An emergency braking signal automatically flashes the hazard lamps during emergency braking to alert following drivers. *4x4 model only


Utility Luxury in Details, Where Elegance Meets Comfort



G Grade



G Grade



Meters




Air Conditioner



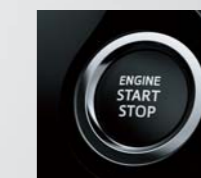
Audio System

The large display enables touch operation. The USB/mini-jack enables a portable music player to be enjoyed over the vehicle's speakers. *4x4 model only




Smart Entry System

When carrying the Smart Key, you can lock/unlock the doors by simply pressing a button.



Push Start

Lets you start the engine simply by pushing a button. *G Grade only



Spacious Deck

Effective length and width of the deck realize great usability when carrying a wide range of cargo.