

EXTERIOR COLORS



Super White II <040>



White Pearl Crystal Shine <070>



Silver Metallic <1D6>



Gray Metallic <1G3>



Attitude Black Mica <218>



Red Mica Metallic <3R3>



Avant-Garde Bronze Metallic <4V8>



Alumina Jade Metallic <6W4>

INTERIOR COLOR

Black <fabric>

ADDITIONAL SIDE VISORS



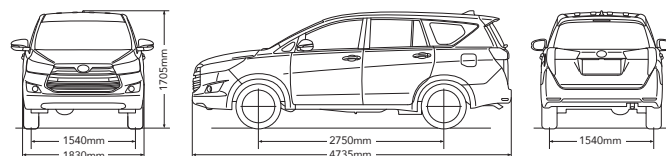
<USD 93>



New You. New Success.
INNOVA



SPECIFICATIONS		2.0-liter Petrol TGN140L-MDTMKM	
DIMENSIONS & VEHICLE WEIGHT			
Overall length		mm	4,735
Overall width		mm	1,830
Overall height		mm	1,795
Wheelbase		mm	2,750
Tread	Front / Rear	mm	1,540 / 1,540
Ground clearance		mm	200
Interior length x width x height		mm	2,600 x 1,490 x 1,245
Gross vehicle weight		kg	2,360
CHASSIS			
Suspension	Front / Rear	Double wishbone (coil springs, with a stabilizer bar) / 4-link with lateral control rod (coil springs)	
Brakes	Front / Rear	Ventilated discs / drums	
Minimum turning radius (tires)		m	5.4
Fuel tank capacity		liters	55
Tires		205 / 65R16	
Engine		2.0-liter petrol (1TR-FE)	
Type		4-cyl. in-line twin cam 16-valve with Dual VVT-i	
Piston displacement		cc	1,998
Max. output (SAE net, unleaded)		kW / rpm	102 / 5,600
Max. torque (SAE net, unleaded)		Nm / rpm	183 / 4,000
Fuel system		Electronic Fuel Injection	
STANDARD EQUIPMENT (EXTERIOR)			
Radiator grille			Paint chrome
Headlamps			Halogen
Front fog & driving lamp			•
Outer side rear view mirror			Electrically retractable - painted
Door outside handle		Front / Rear	Chrome (without key cylinder on passenger side)
Rear combination lamps			Bulb - type
Disc wheel			16-inch aluminum
Antenna			Shark fin
STANDARD EQUIPMENT (INTERIOR)			
Electric Power Steering (EPS)			•
Steering column			Tiltable & telescopic
Steering wheel / steering switches			Leather / •
Power window			(Driver side with jam-protection)
Audio system			Display audio (AM + FM + DVD + AUX + USB + BT + 6SP)
Air conditioning			Dual (automatic)
Speedometer			Hi km / h
Multi-information display			LCD (segment color)
Rear seat (second - row)			60:40 one touch split folding with slide mechanism
Rear seat (third - row)			50:50 split folding
SAFETY SYSTEM			
Brake control system			ABS+EBD
7 SRS airbags			D+P+D-KNEE+SIDE+CURTAIN
Seatbelts	Front	3-point ELR (Emergency Locking Retractor) x 2, with pretensioners and force limiters	
	Second-row	3-point ELR (Emergency Locking Retractor) x 3	
	Third-row	3-point ELR (Emergency Locking Retractor) x 3	
Seatbelt warning			D & P: lamp and buzzer
Child restraint system			ISO-FIX (x2) + tether anchors
Parking sensors			Back sonar



OFFICIAL DEALER



TOYOTA MOTOR ASIA PACIFIC PTE LTD

1803/TC/Printed in MM/No.15T00193/4,000

Specifications may vary from model(s) shown. Please contact the official dealer for more information.

www.toyota-myanmar.com

EXTERIOR DESIGN



Fusing elegant sophistication with a powerful presence, Innova's premium comfort and outstanding performance help deliver a fulfilling ride for the whole family.



Front Design

The trapezoidal grille has a distinctly three-dimensional form, creating an appearance of massiveness and stability in front view. Additionally, the front bumpers are shaped so that they appear to exert tension towards the rear. The front design clearly expresses a sense of luxury and assertiveness.



Rear Design

The L-shaped, eye-catching rear combination lamps with aero-stabilizing fins are positioned higher up, giving the rear design a look of stability. The shark fin antenna augments the innovative look.



Wheels

Exclusive, shiny alloy wheels are available, enhancing the high-quality looks from the ground up.



Outer Mirrors

Features welcome lamps that enhance a touch of class.

PERFORMANCE



Frame Structure

The high-rigidity structure contributes to exceptional toughness under harsh road conditions as well as excellent handling performance. It also helps produce a smooth, quiet ride and a reassuring feeling of safety.



Suspension

The front and rear suspension is optimized to provide excellent stability and control, with a flat smooth ride.



1TR-FE Engine

2.0-liter petrol engine
Max. Output: 102kW / 5,600rpm
Max. Torque: 183Nm / 4,000rpm



6 Super ECT (Electronically Controlled Transmission)

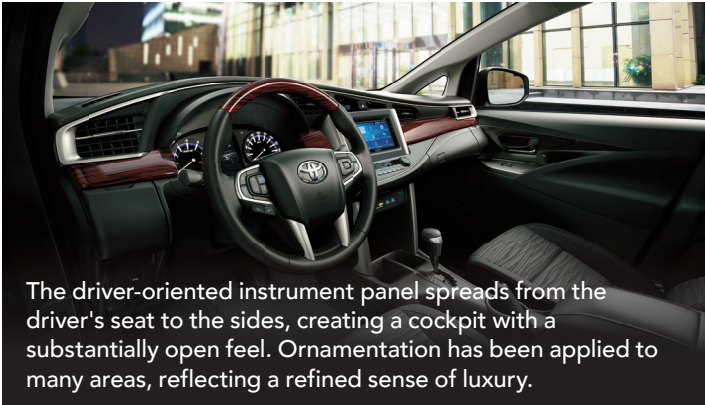
A super intelligent 6-speed automatic transmission produces outstanding driving performance and fuel efficiency.



Drive Mode Select Switch

Allows the driver to select ECO mode for optimum economy or POWER mode for enhanced acceleration.

INTERIOR DESIGN



The driver-oriented instrument panel spreads from the driver's seat to the sides, creating a cockpit with a substantially open feel. Ornamentation has been applied to many areas, reflecting a refined sense of luxury.



Comfortable Seating for Eight Occupants

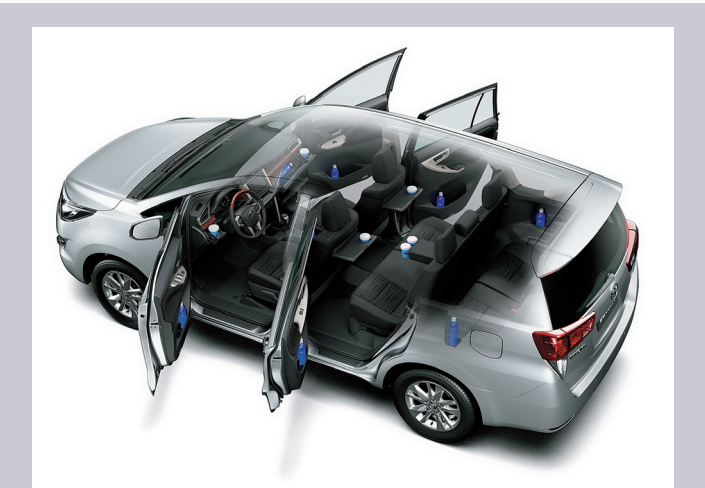
A spacious interior with room for up to eight occupants.



Ambient Lighting



Air Conditioning



Storage Spaces

Abundant storage spaces accommodate the diverse demands of an active lifestyle.



Audio System

Display audio system with a wide touch screen comes with DVD player and AM/FM/CD/USB/AUX plus Bluetooth® connectivity.



Steering Wheel Switches

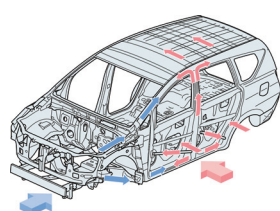
The 4-direction switch integrated in the steering wheel makes it easy to adjust the multi-information display among other functions.



Seat Configuration

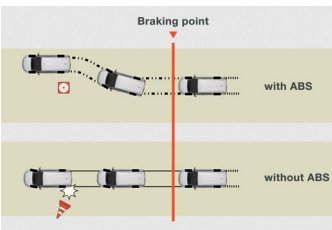
The seats can be arranged to carry a variety of loads. For example, the second- and third-row seatbacks can be folded to create a large space for carrying long items and expand the luggage space.

SAFETY



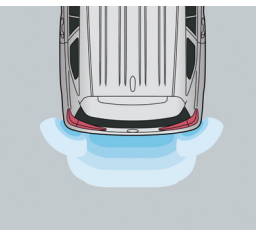
Crash Safety Body

Comprised of a high integrity cabin with front and rear crumple zones that help absorb impact energy in a collision.



Anti-lock Brake System (ABS) with Electronic Brake-force Distribution (EBD)

Anti-lock Brake System (ABS) with Electronic Brake-force Distribution (EBD) helps maintain vehicle stability and driver control when braking.



Parking Sensors

While backing out of a car park or garage, ultrasonic sensors detect obstacles as the vehicle approaches them and alert the driver with a buzzer and on the multi-information display.



7 SRS Airbags

Innova is equipped with an SRS driver airbag, an SRS front passenger airbag, SRS side airbags for the front passengers, SRS curtain-shield airbags for front and rear passengers, and an SRS knee airbag for the driver.